

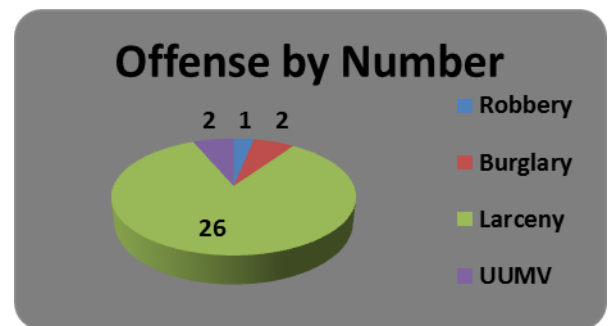


# Cedar Hill Police Department Activity Measurement Report

During the period 11/1/17 to 11/10/17 the Cedar Hill Police Department investigated 31 Part 1 Offenses in the following categories.

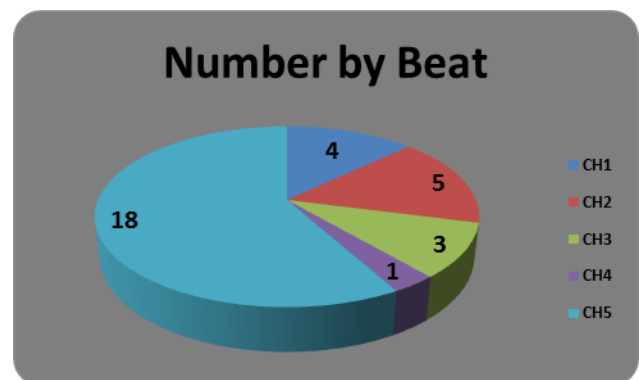
The chart below reflects the number of the offenses.

Robbery	1
Burglary	2
Larceny	26
Motor Vehicle Theft	2



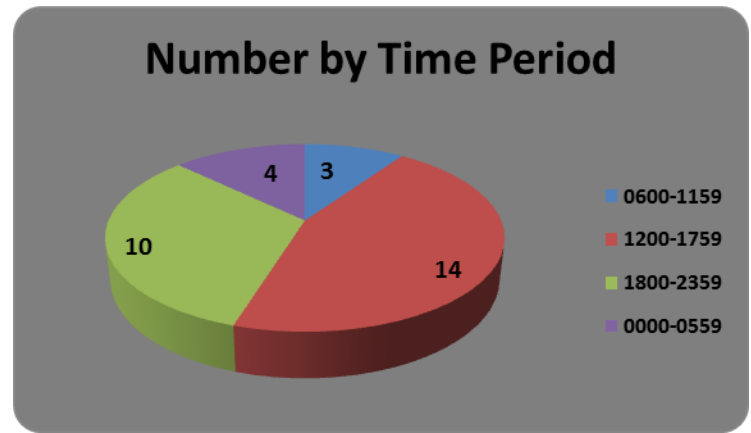
The chart below reflects the number of offenses per Patrol Beat

CH 1	4
CH2	5
CH3	3
CH4	1
CH5	18



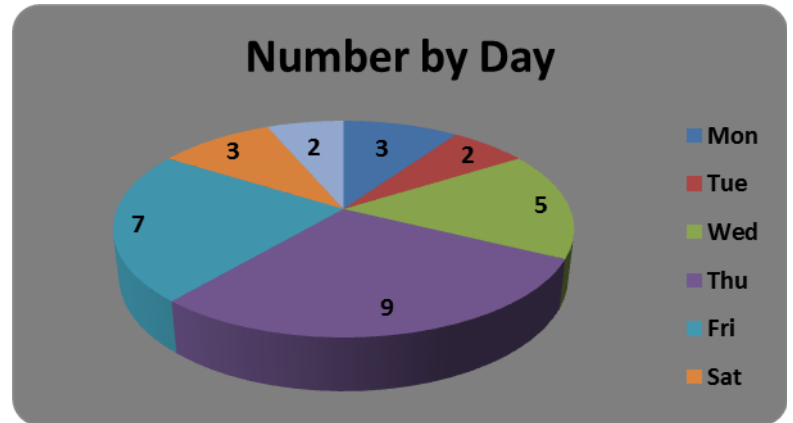
The chart below reflects the time period the offenses were committed.

0600 – 1159	3
1200 – 1759	14
1800 – 2359	10
0000 – 0559	4



The chart below reflects the day of week the offenses were committed.

Monday	3
Tuesday	2
Wednesday	5
Thursday	9
Friday	7
Saturday	3
Sunday	2



## **Part 1 Offenses**

- 1. Criminal Homicide:**
  - a. Murder and non-negligent manslaughter**
  - b. Manslaughter by negligence**
- 2. Forcible rape:**
  - a. Rape by force**
  - b. Attempts to commit forcible rape**
- 3. Robbery**
  - a. firearm**
  - b. Knife or cutting instrument**
  - c. Other dangerous weapon**
  - d. Strong-arm—hands, fists, feet, etc**
- 4. Aggravated assault:**
  - a. Firearm**
  - b. Knife or cutting instrument**
  - c. Other dangerous weapon**
  - d. Hands, fists. Feet, etc. – aggravated injury**
- 5. Burglary:**
  - a. Forcible entry**
  - b. Unlawful entry—no force**
  - c. Attempted forcible entry**
- 6. Larceny-theft (except motor vehicles)**
- 7. Motor vehicle theft:**
  - a. Autos**
  - b. Trucks and buses**
  - c. Other vehicles**
- 8. Arson:**
  - a.-g. Structural**
  - h.-i. Mobile**
  - j. Other**

BEAT	Begin Date	End Date	CH1	CH2	CH3	CH4	CH5	TOTALS
MURDER	11/01/2017	11/10/2017	0	0	0	0	0	0
RAPE			0	0	0	0	0	0
ROBBERY			0	0	0	0	1	1
AGG ASSAULT			0	0	0	0	0	0
BURGLARY			0	1	1	0	0	2
LARCENY			4	4	2	1	15	26
MOTOR VEHICLE THEFT			0	0	0	0	2	2
<b>TOTALS</b>			<b>4</b>	<b>5</b>	<b>3</b>	<b>1</b>	<b>18</b>	<b>31</b>

